

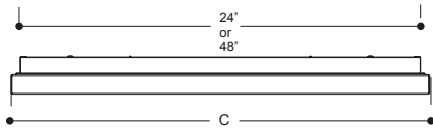


600 New Concept

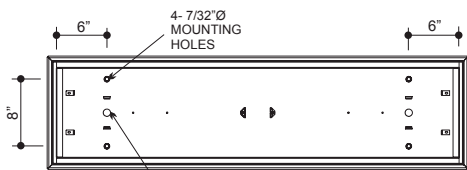


APPLICATIONS

Kitchens. Recreation Rooms.
Nursing Homes, Retail Stores,
Restaurants, Offices

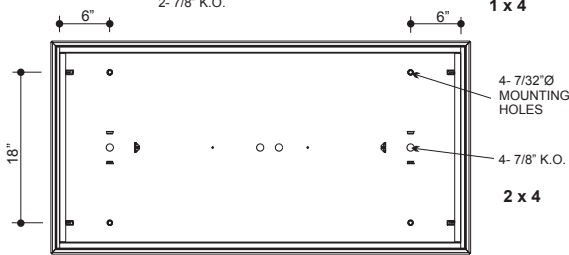


Side View
1 x 4
2 x 4



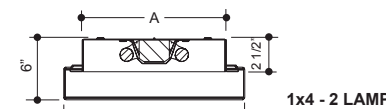
Top Views

1 x 4

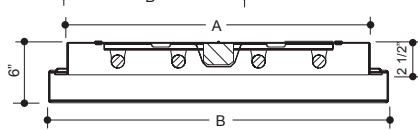


2 x 4

Cross Sections



1x4 - 2 LAMP



2x2/2x4 - 4 LAMP

| MODEL | A (In.) | B Nominal (In.) | C Nominal (In.) |
|-------|------------|-----------------------|-----------------------|
| 1 x 4 | 10 3/4 | 13 1/2 | 50 |
| 2 x 4 | 22 3/4 | 26 | 50 |
| 2 x 2 | 22 3/4 | 25 1/2 | 26 |

600 - NC - [] - [] - [] - [] = Product Number

| Series | Description | # of Lamps | Wattage | Size | Voltage | Options |
|-------------|-------------|------------|--------------|------|---------|------------------------|
| New Concept | | 2 | 40-40w T12 | 1x4 | 120v | EM - Emergency Ballast |
| | | 4 | 32-32w T8 | 2x2 | 277v | R - Silver Reflector |
| | | 6* | 28-28w T5 | 2x4 | UNV | HO - High Output** |
| | | | 54-54w T5-HO | | | Dim - Dimmable Ballast |

New Concept

(Product Number eg.: 400-PV-214-T-277-R)

* Only available in 2x4 size ** Only available in T5

CONSTRUCTION

Die-formed and spot welded, 20 gauge cold rolled steel housing. Spot welded for rigidity and clean appearance. Ballast cover snaps into place eliminating the need for tools when accessing the ballast. Diffuser hinges from either side in a lift and shift manner and is self centering.

MOUNTING

Mounts over electrical junction box. Offset mounting pads which keeps luminaire level and slightly off of mounting surface, are formed within the housing. Mounting holes are provided within offset to prevent distortion of housing when tightening mounting fasteners.

FINISH

Phosphate coated, highly reflective, baked, white enamel.

PLASTIC

Soft matte opal white acrylic diffuser provides even illumination.

ELECTRICAL

Fixtures and components are all assembled by I.B.E.W. union workers, and are UL and NYC approved.

Knockouts are provided on the back and ends for all types of wiring.

Slide-on or snap-in sockets are provided.

Ballast and sockets are replaceable without removing the fixture from the mounting surface.

Standard ballasts are electronic 120v.

OPTIONS

Check product key or consult factory for available options.