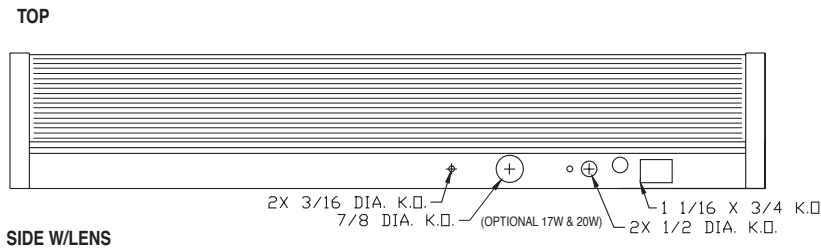
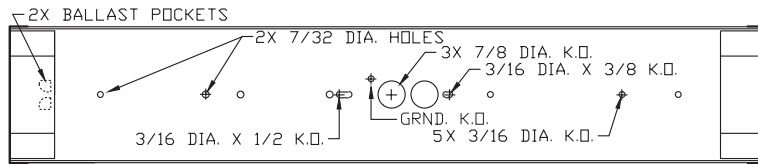
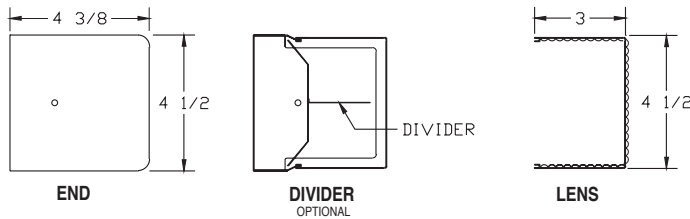


# 213 Wall Wrap LED

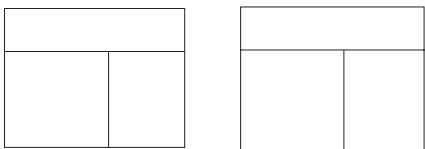


### APPLICATIONS

Corridors, Stairwells, Bathrooms



REV 3-1-05



### CONSTRUCTION

Die-formed and spot welded 20 guage cold rolled steel housing. Plastic is held in place on both ends by end caps with a single acorn type nut. Spot welded for maximum rigidity.

### MOUNTING

Wall or ceiling mounted. Mounts over electrical junction box. Mounting holes are provided. End caps can be removed for continuous row mounting with optional joiner band.

### FINISH

Phosphate coated, highly reflective, baked, white enamel. Also available in white, walnut, chrome, oak or brass

### PLASTIC

Acrylic, clear prismatic, standard diffuser or acrylic, smooth white diffuser.

### ELECTRICAL

Fixtures and components are all assembled by I.B.E.W. union workers, and NYC approved. Knockouts are provided on the back and ends for all types of wiring.

Keystone LED Boards and Drivers  
0-10v Dimming  
Rated for 50,000 Hours

### OPTIONS

Check product key or consult factory for available options.

**213** - **WR** - [ ] - [ ] - [ ] - [ ] = **Product Number**

Series	Description	# of Lamps	Wattage	Size	Voltage	Options
WR	aparound		13W-LED	2FT	UNV	WH - Smooth white plastic EM - Emergency Ballast Dim - Dimmable Driver MS - Motion Sensor MH- Mouse Hole Ends
			25W-LED	4FT		
			40W-LED	4FT		
			13W - 2200 Lumens			
			25W - 4200 Lumens			
			40W - 5400 Lumens			

**Wraparound** (Product Number eg.: 400-PV-214-T-277-R)