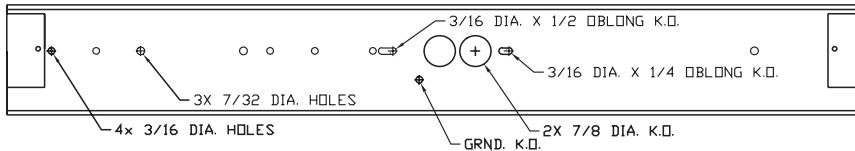


# 203 Wall Wraparound




**APPLICATIONS**  
Bathrooms, Stairwells

**TOP W/O DIFFUSER**

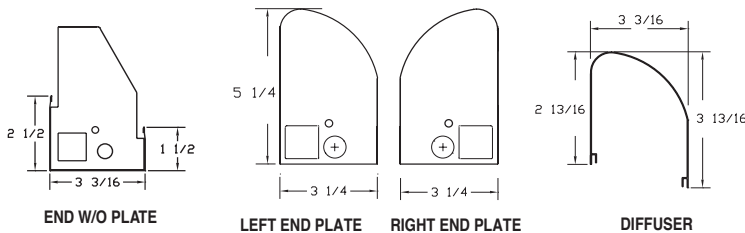


**COVER**



**END PLATE**

STANDARD PAIR HAS KO'S ON BOTH ENDS. ALSO AVAILABLE WITHOUT KO'S



REV 3-1-05

T8	
SIZE	LENGTH
(1 OR 2) 15W	18-1/4
(1 OR 2) 17W	24-1/4
(1 OR 2) 25W	36-1/4
(1 OR 2) 32W	48-1/4

T12	
SIZE	LENGTH
(1 OR 2) 15W	18-1/4
(1 OR 2) 20W	24-1/4
(1 OR 2) 30W	36-1/4
(1 OR 2) 40W	48-1/4

203 - WR - [ ] - [ ] - [ ] - [ ] = Product Number

Series	Description	# of Lamps	Wattage	Size	Voltage	Options	
WR	aparound	1	15-15w	T12	120v	CO - Conv. Outlet	
		2	20-20w	T12	277v	SW - Switch	
			30-30w	T12	UNV	WH - White Body	
			40-40w	T12			
					17-17w	T8	
					25-25w	T8	
					32-32w	T8	

**Wraparound**

(Product Number eg.: 400-PV-214-T-277-R)

**CONSTRUCTION**

Die-formed and spot welded 20 guage cold rolled steel housing.

Plastic is held in place on both ends by end caps with a single acorn type nut.

Spot welded for maximum rigidity.

**MOUNTING**

Wall mounted. Mounts over electrical junction box. Mounting holes are provided. End caps can be removed for continuous row mounting with optional joiner band.

**FINISH**

Available in chrome or white.

**PLASTIC**

Ribbed white acrylic or clear prismatic acrylic.

**ELECTRICAL**

Fixtures and components are all assembled by I.B.E.W. union workers, and are UL and NYC approved.

Knockouts are provided on the back and ends for all types of wiring.

Slide-on or snap-in sockets are provided.

Ballast and sockets are replaceable without removing the fixture from the mounting surface.

Standard ballasts are electronic 120v.

**OPTIONS**

Check product key or consult factory for available options.