

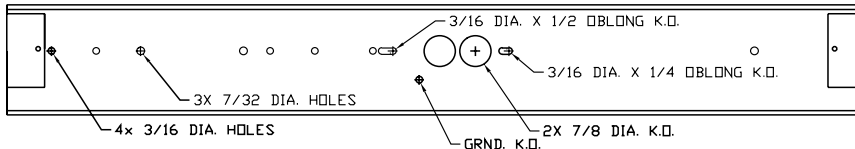


203 Wall Wrap LED




APPLICATIONS
Bathrooms, Stairwells

TOP W/O DIFFUSER

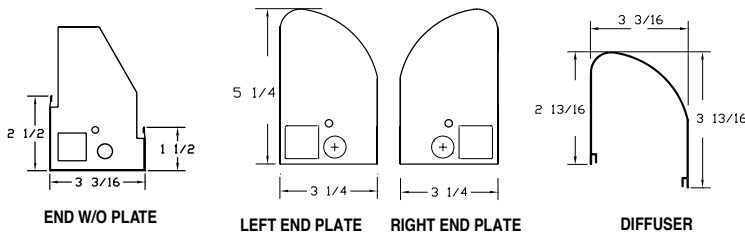


COVER



END PLATE

STANDARD PAIR HAS KO'S ON BOTH ENDS. ALSO AVAILABLE WITHOUT KO'S



CONSTRUCTION

Die-formed and spot welded 20 gauge cold rolled steel housing.

Plastic is held in place on both ends by end caps with a single acorn type nut.

Spot welded for maximum rigidity.

MOUNTING

Wall or ceiling mounted. Mounts over electrical junction box. Mounting holes are provided.

End caps can be removed for continuous row mounting with optional joiner band.

FINISH

Phosphate coated, highly reflective, baked, white enamel. Also available in white, walnut, chrome, oak or brass

PLASTIC

Acrylic, clear prismatic, standard diffuser or acrylic, smooth white diffuser.

ELECTRICAL

Fixtures and components are all assembled by I.B.E.W. union workers, and NYC approved.

Knockouts are provided on the back and ends for all types of wiring.

OPTIONS

Check product key or consult factory for available options.

LED

13w 1 - LG Board 1600 Lumens
25w 2 - LG 25w
2 - LG Boards 3200 Lumens
Inventronics Drivers
0-10v Dimming

203	-	WR	-	-	-	-	-	= Product Number
Series	Discription	# of Lamps	Wattage	Size	Voltage	Options		
	WRaparound		13w-LED 25w-LED		120v UNV	EM - Emergency Ballast 35W - 3500 Kelvin* 41K - 4100 Kelvin CO - Conv. Outlet SW - Switch		
Wraparound				(Product Number eg.: 400-PV-214-T-277-R)				
				* Standard				