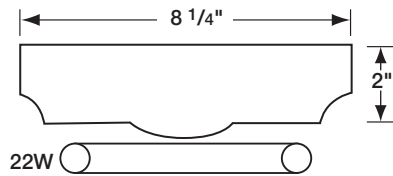
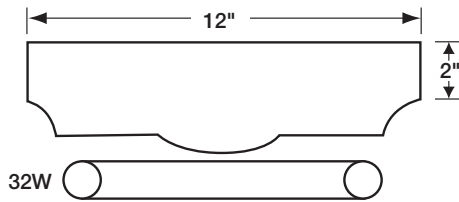
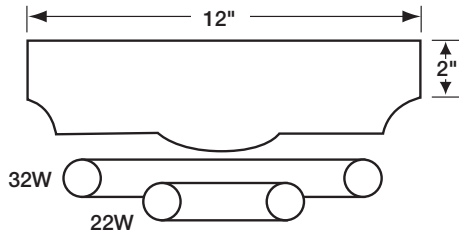


100 Circleline



APPLICATIONS
Residential, Commercial



CONSTRUCTION

Rugged, die-formed steel housing. Units are individually packed with mounting hardware enclosed.

MOUNTING

Fixtures are designed for surface mounting. Mounting holes and hardware are provided.

FINISH

Triple plated, chrome finish.

ELECTRICAL

Fixtures and components are all assembled by I.B.E.W. union workers, and are UL and NYC approved.

Knockouts are provided on the back and ends for all types of wiring.

Slide-on or snap-in sockets are provided.

Ballast and sockets are replaceable without removing the fixture from the mounting surface.

Standard ballasts are electronic 120v.

OPTIONS

Check product key or consult factory for available options.

100	-		-		-		-	CH	=	Product Number
Series	Description	# of Lamps	Wattage	Option 1	Option 2					
	Circleline		22w 32w 54w	RST - Electronic	CH - Chrome					
Circleline										
(Product Number eg.: 400-PV-214-T-277-R)										